


# Gilgandra Public School

Honesty & Courtesy



Principal  
Patricia Howard

P.O Box 19  
Gilgandra NSW 2827  
Email: gilgandra-p.school@det.nsw.edu.au

Telephone: (02) 6847-2043  
Fax: (02) 6847-2304

## FUNDRAISING FOR A BETTER FUTURE

Gilgandra Public School along with the Student Representative Council would like to invite families and friends both past and present to take part in our engraved paver fundraiser. Pavers can be engraved with a family or student name and date or with a simple hand drawing. The pavers will be laid in an outdoor learning area for students to access in play time, class time or with small groups. Please complete the forms attached below and return with payment to the school. Thank you

IN HONOUR OF YOUR GENEROUS CONTRIBUTION, A PERSONALISED ENGRAVED PAVER(S) OF YOUR CREATION WILL BE PLACED IN GILGANDRA PUBLIC SCHOOL OUTDOOR LEARNING AREA.

OLIVIA  
GOMES-VIEIRA

BUNTING FAMILY  
DAMIAN, FIONA,  
JACK, GRACE  
& CHARLIE

**OPTION 1 \$30**  
**Standard Name**  
(up to 3 lines of text)

TICK ☐

**OPTION 2 \$80**  
**Double Name**  
(up to 6 lines of text)

TICK ☐

**OFFER CLOSES SEPTEMBER 25<sup>TH</sup>, 2019.**  
**PLEASE COMPLETE THE PAVER DETAILS ON THE REAR OF THIS FORM**

### CONTACT DETAILS AND PAYMENT OPTIONS :

Name	Phone	Donation Amount
		\$

**Payment Options** (please circle) : **CASH** **CHEQUE** **CARD**

Cheques to be made out to : {Account Details}

Credit Card Payments Option : Credit Card Type (please circle) **Visa / Master Card**

Name on Credit Card :


Credit Card Number

Expiry Date

CRC Number

# **Gilgandra Public School**

**Honesty & Courtesy**



Principal  
Patricia Howard

P.O Box 19  
Gilgandra NSW 2827  
Email: gilgandra-p.school@det.nsw.edu.au

Telephone: (02) 6847-2043  
Fax: (02) 6847-2304

## **INSTRUCTIONS FOR COMPLETING THIS FORM**

### **ENGRAVING DETAILS – MAX 17 CHARACTERS PER LINE**

Please print clearly using ALL CAPITAL. Max 3 lines per paver.

Each box represents a character (letter, number, punctuation mark or space). No hand drawings.

**OPTION 1** – COMPLETE UP TO 3 LINES IN AREA 1

**OPTION 2** - COMPLETE UP TO 6 LINES FROM AREAS 1 AND 2

AREA 1 (Option 1)

ALL PAVERS

L 1

L 2

L 3

AREA 2 (Option2)

DOUBLE PAVERS

L 1

L 2

L 3




Principal  
Patricia Howard

P.O Box 19  
Gilgandra NSW 2827  
Email: gilgandra-p.school@det.nsw.edu.au

Telephone: (02) 6847-2043  
Fax: (02) 6847-2304

## FUNDRAISING FOR A BETTER FUTURE

Gilgandra Public School along with the Student Representative Council would like to invite families and friends both past and present to take part in our engraved paver fundraiser. Pavers can be engraved with a family or student name and date or with a simple hand drawing. The pavers will be laid in an outdoor learning area for students to access in play time, class time or with small groups. Please complete the forms attached below and return with payment to the school. Thank you



**DONATION OF \$30** PROVIDES YOU WITH A PERSONALISED ENGRAVED PAVER TO BE PLACED IN GILGANDRA PUBLIC SCHOOLS OUTDOOR LEARNING AREA IN RECOGNITION OF YOUR CONTRIBUTION AND SUPPORT.

PLEASE FOLLOW INSTRUCTIONS AND COMPLETE DRAWING ON ATTACHED PAGE TO SUCCESSFULLY GENERATE A QUALITY PAVER DRAWING.  
(ORGANISERS – PLEASE ENSURE THIS IS PRINTED ON 2 PAGES – NOT SINGLE SHEET FRONT AND BACK)

## OFFER CLOSES SEPTEMBER 25<sup>TH</sup>, 2019

### CONTACT DETAILS AND PAYMENT OPTIONS :

Name	Phone	Donation Amount
		\$.

**Payment Options** (please circle) : **CASH** **CHEQUE** **CARD**

Cheques to be made out to : {Account Details}

**Credit Card Payments Option :** Credit Card Type (please circle) **Visa / Master Card**

**Name on Credit Card :**

Credit Card Number

Expiry Date

CRC Number

Principal  
Patricia Howard


P.O Box 19  
Gilgandra NSW 2827  
Email: gilgandra-p.school@det.nsw.edu.au

Telephone: (02) 6847-2043  
Fax: (02) 6847-2304

## INSTRUCTIONS FOR HAND DRAWN PAVERS


Follow these simple **RULES** to produce a quality engraved paver

- Use only a quality **BLACK** marker pen with a tip size **NO LESS THAN 2MM THICK**. Check with test line at the bottom of the page.
- We recommend an **ARTLINE 70** or **SHARPIE** bullet point markers available at most stationery stores or supermarkets.
- **DO NOT USE BALL POINT PENS, PENCILS, CRAYONS OR COLOURED MARKERS.**
- If you are drawing over a pencil sketch, ensure that all pencil marks have been erased.
- Keep drawing and text large and simple. Do not use fine details, as they will not appear on the finished product.
- Do not use digital images. The engraving process has been setup for hand drawn images only.



### GOOD DRAWING SAMPLE

- Simple sketch
- Large writing
- Thick Lines



### POOR DRAWING SAMPLE

- Digital Drawing
- Used Pen
- Thin lines

**DRAW WITHIN THE DOTTED LINE BOX BELOW.**  
Anything drawn outside the box will **NOT** be engraved

----- ✂ -----

NAME (same as form): \_\_\_\_\_