

Dear Parents

We are excited to be helping your little one with our fun, engaging and evidence-based literacy program this year.

What can you expect?

We teach with Little Learners Love Literacy® – a structured and explicit program with engaging multisensory activities. It is carefully sequenced in seven stages to teach children the 44 sounds of the English language and the principles of the alphabetic code (that each speech sound can be represented by different groups of letters, such as the sound /t/ as in **t**im, **sk**y, **pie**, **ice**, **cy**cle, and that a letter (or group of letters) can represent different sounds, such as the letter 'y' in **y**es, **gy**m, **funny**, **sky**).

Little Learners Love Literacy® Seven Stages


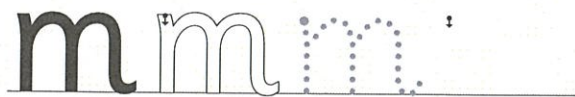


Did you know that learning the alphabetic code gives children the knowledge to read and spell 84% of ALL words? (Hanna, Hanna, Hodges, and Rudorf, 1966)

We start with teaching the simple code in Stages 1–4. We will focus on phonics and phonemic awareness to build the strongest foundations for reading and spelling success. We will also focus on building vocabulary and oral language skills to develop equally strong foundations for comprehension and writing.

Meet Milo and friends

In the first few weeks of term, we will be learning our Stage 1 letters and sounds. We will be enjoying the *Milo's Birthday Surprise* storybook, meeting a new character and sound regularly. We will also learn to blend sounds to say words with the Ally alligator puppet and segment them for spelling, as well as learning handwriting.



Decodable books


Once we finish teaching Stage 1 at the end of Term 1, we will start to send home Pip and Tim decodable books. These are our secret to success – our 'no tricks' books. Each story practises the sounds and letters that we have taught, so children will be able to read the books themselves by sounding out and blending (and no guessing!).



How can you support you child at home?

Reading to your child

Read many books to your child and talk about what you just read. This is crucial for vocabulary and linguistic comprehension. Choosing a quiet time, such as bedtime, can help build an easy and fun reading routine.



Play with sounds

Read the Little Learners letter that we will send home each week. Ask your child the questions that are included with the letter. This will support the development of phonemic awareness (helping in the ability to identify, blend, segment and manipulate speech sounds within words).

Say the sounds

Say the 'pure' sounds without an 'uh' sound on the end; for example, 'lilll' rather than 'luh'. You can listen to the sounds on the Little Learners Love Literacy® YouTube channel.



Practise decoding

When our decodable storybooks start to come home later in the term, encourage your child to sound out to read unknown words. Remember that this is the beginning of your child's learning to read journey and, just as when they were learning to walk, your child will need support to build confidence reading.

If you would like to find out more about the program, you can visit the website littlelearnersloveliteracy.com.au, or ask your child's teacher.

Kind regards

T. Naden



Teaching ALL children to read, write and spell with confidence.

Milo the monkey

Today in *Little Learners Love Literacy*® we met Milo the monkey. It's the middle of March and it's Milo's birthday. Milo wants to celebrate his birthday, so he decides to invite his friends. In the *Little Learners Love Literacy*® session, he will start ringing his friends to see if they can come.

Milo's friends have names that are alliterative, which means their names begin with the same sound, for example, Sally the snake, Peter the penguin. We take your child on a journey through the alphabet by introducing Milo's friends and focusing on their letters and sounds. This makes learning fun and engaging.

Milo the monkey's name begins with the sound /m/. It is one of the easiest sounds for children to hear and feel while putting their lips together.

All literacy sessions will begin with an activity that involves developing your child's awareness of an initial sound. The first step in learning to read is hearing the sound. The next step is recognising and reading the letter that represents this sound.

Little Learners Love Literacy® focuses on hearing the sound, reading it and then writing the letter in a fun way.

Talk to your child about Milo the monkey. For example, when you are having a meal, ask your child:

- What would Milo the monkey love to munch on? (for example, muffins, meat, marshmallows, melons, mushrooms, mango)
- Would Milo like coffee or a milkshake?

Between sessions, alert your child to sounds by helping them to 'pull out' or segment the first sound in a word. Always use the sound, not the letter name.

Talking and reading with your child are very special times. Read a story to your child every day. Encourage your child to be aware of the letters on the page. Point to the letter **m**, for example, and ask, 'What sound does it say?' Do this two or three times. Make it short and fun.

Your Little Learner teacher

